

THEME: PEOPLE & CULTURE

UNIT 1: IT'S PERSONAL (Part 2)

This handout is based on **English Download B1+ Student's Book**, Unit 1 (p.9–12) and covers lesson 3 and 4. Download / read Unit 1 of the textbook at <https://argo.page.link/xA71q> or scan the QR code →

**STARTER:**

Which of the following sentences are correct? Put a tick (✓) in the bracket.

- The sun is rising in the morning.
- The train arrives on time every day.
- My colleagues are liking our new boss.
- Mira borrows my textbook for a few days.
- I am usually doing my homework at night.
- The concert starts at 8.00pm.

Task 1: Turn to **page 9** of your **Student's Book**. Read about the uses of the present simple, present continuous and stative verbs. Then, read the notes on **page 161-162** (1.1, 1.2, and 1.3) and answer the questions below.

1. List down 4 stative verbs:

- a. _____
- b. _____
- c. _____
- d. _____

2. Write a sentence using the verbs below. Your sentences must be in either present simple or present continuous.

a. understand

b. discuss





c. advise

d. know

e. argue

Task 2: Turn to **page 9** of your **Student's Book** and answer questions 3 and 4 (yes, copy them in your answer sheet/ exercise book). When answering the questions, pay attention to the time expressions/ adjective of frequency (Examples: every weekend, sometimes, always). Remember, always refer to the notes and examples you've read if you're not sure!

Task 3: Watch the videos below (scan the QR code or visit the YouTube links). Then, turn to **page 10** of your **Student's Book** and answer all the questions. (copy them in your answer sheet/ exercise book).

VIDEO 1	VIDEO 2
 <p>Make & Do – One Minute English by BBC Learning English Link: https://youtu.be/N9B59PHIFbA</p>	 <p>Talking about Daily Routines with Phrasal Verbs by Easy English Link: https://youtu.be/NxylTVv_qbE</p>
VIDEO 3	VIDEO 4
 <p>Animated English Lesson: Forming Adjectives with Suffixes by All Abbot English Link: https://youtu.be/bccrgidbAJ8</p>	 <p>DO vs. MAKE in English - What is the difference? by Woodward English Link: https://youtu.be/WXRcTKWSFbU</p>

Task 4: Turn to **page 11** of your **Student's Book**. Read notes about **relative clauses** on that page and on **page 162-163** (1.4, 1.5, 1.6 and 1.7). Then, watch the following video and answer exercise **2 and 3**. (Copy the questions and answers in your answer sheet/ exercise book)



001 Relative Clauses 1 Who, That, Which, Where
by Easy English
Link: <https://youtu.be/NskUCsySZes>

Task 5: Write a short paragraph describing your **CLOSEST FRIEND**. Use relative clauses in your paragraphs. **Highlight** the relative clauses using a highlighter.

Task 6: Match the missing phrases on the left to their correct blanks on the right. Then, turn to **page 12** and complete **exercise 1**.

cope with
has something going on
see the best in
get a lot out of it
having a nice chat

I have not seen my best friend for two months. She always _____. What a busy person!
We should always be mindful of our spending. We can _____ in the future.
Every year, our club visits the Old Folks' Home. We enjoy _____ with the elderlies.
Ayu is trying to _____ the loss of her beloved pet cat. She will be okay soon.
Your teachers always try to _____ you. If they scold you, it means they care about you.

Task 7: Think of ONE person you really respect and admire. What qualities do they have and what makes them a respectable person?


Task 8: Turn to **page 12** of your **Student's Book**. Listen to the audio file below (scan the QR code or visit the link provided). Then, answer **exercise 3**.

Reminder: Listen carefully to what each speaker says!



Audio Link: <https://qrgo.page.link/urkDo>

to be continued



Completed On	_ / _ / _
---------------------	-----------